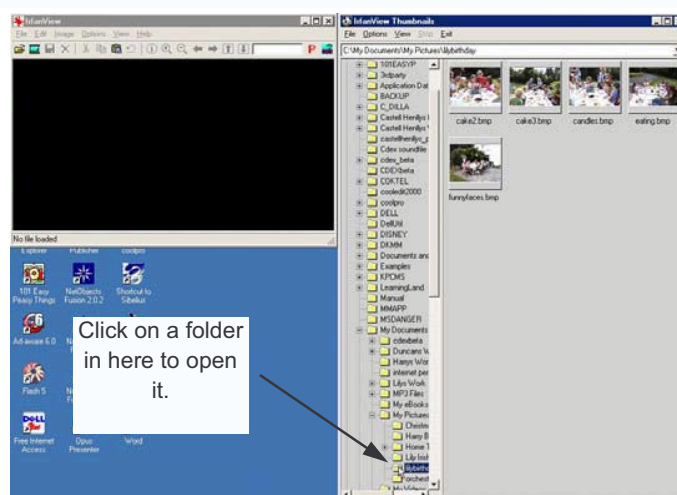
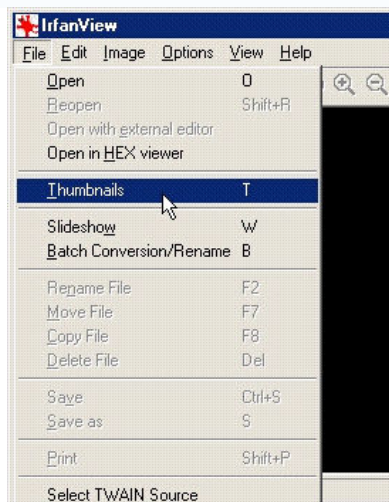


Useful Things To Do With Irfanview—View Images as Thumbnails

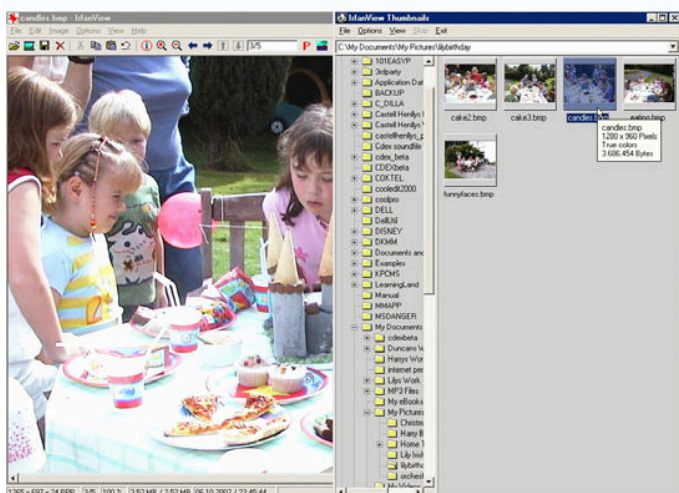
Duncan Whitehurst ICT Advisory Teacher Pembrokeshire County Council



1. If you have many pictures in a folder and you can't remember what they are, or if they have come direct from a digital camera and have names like 'aut1024', the Thumbnail view is priceless. Click on 'File' and 'Thumbnails'.

2. The Thumbnail view window opens. Click twice on a folder to open it. You will have to click on the plus signs next to some folders to see the folders inside the folders!

The images in that folder then appear on the right hand side and you can look through them to find the ones you want.



3. Click twice on a picture to open it in Irfanview on the left hand side of the window, then you can edit and save it.