

## **THE INDIVIDUAL INVESTIGATION A GUIDE TO GOOD PRACTICE**

The Individual Investigation provides an opportunity for students to investigate a topic or an issue they are studying or have studied in any of their WBQ Core or Options programmes. The issue should be central to the Investigation and illustrated by Welsh and other examples. The issue studied would normally be covered with reference to Wales and at least one other country or region. It is not however, necessary to compare and contrast them.



**At Intermediate Level the Individual Investigation should take about 20 hours to complete.**

### How can it be presented?

<b>Outcome of Investigation</b>	<b>Minimum evidence required</b>
<b>Written presentation</b>	<ul style="list-style-type: none"> <li>• 1,500 – 2,000 words not including sources</li> <li>• Will normally include some of the following; graphs, images, statistical tables, diagrams, drawings,</li> </ul>
<b>Oral presentation with support materials in either electronic or non-electronic form</b>	<ul style="list-style-type: none"> <li>• Will last at least 7 minutes, which can also be used to satisfy the requirement Level Two Key Skill in Communication (1.2b), to give ‘a talk of at least 4 minutes.’</li> <li>• Accompanied by copies of materials used in the presentation e.g. OHTs or maps.</li> <li>• There is no set limit to the number of slides but 12 -15 is often enough. These should be accompanied by a set of speaking notes.</li> </ul>

## Doing the Individual Investigation

**Plan** how to approach, carry out and complete the investigation.



It is a good idea to base the investigation on a key question or hypothesis.


**Identify** sources, decide on the **relevance of** and **use** a range of appropriate information.



It is a good idea to research from a variety of sources internet, books, journals, newspapers etc.

Designing and carrying out an opinion survey of your own, can be a useful way of obtaining information.

**Present** the findings of the Investigation in an appropriate format.



Consider which format would be most appropriate for your material e.g. graphs, photographs, quotations.

**Evaluate and draw conclusions** based on the findings of the Investigation.



Be prepared to make an overall judgement.

Answer your key question.

Comment on the effectiveness of your work e.g. your original plan.





## How could an investigation be structured?

<b>Introduction</b>	Introduce the topic/issue at the beginning.
<b>Main Body</b>	Be sure to focus on the topic/issue throughout. Divide the topic/issue into sections or themes, highlighted by a focus on Wales and the other country or region as you progress. Alternatively, Wales and the other country or region can be covered separately.
<b>Conclusion</b>	Sum up your findings and your thoughts on the topic/issue. It is also a good idea to comment on the success of your work e.g. how successful was your research? What would you have done differently?

Below is an example.

<b>THE WELSH ASSEMBLY &amp; THE SCOTTISH PARLIAMENT</b>		
<b>It is a good idea to divide your work into sections</b>		
<b>INTRO</b>	Where, when and why were the Welsh Assembly and Scottish Parliament built? How much did they cost? (Explain briefly).	
<b>MAIN BODY</b>	<b>COVERED TOGETHER</b>	<b>COVERED SEPARATELY</b>
	i. The locations of the Welsh Assembly and Scottish Parliament buildings i.e. where they are situated and why. ii. The architecture of the Welsh Assembly and Scottish Parliament buildings i.e. architects and main features of the buildings themselves iii. The main working areas of the Welsh Assembly and Scottish Parliament buildings (i.e. debating chamber and committee rooms where voting and discussion takes place.	i. The <b>location</b> of the Welsh Assembly building ii. The <b>architecture</b> of the Welsh Assembly building i.e. architects and main features of the buildings themselves iii. The main <b>working areas</b> in the Welsh Assembly building (i.e. debating chamber and committee rooms where voting and discussion takes place.
	<b>Now follow the same plan for the Scottish Parliament.</b>	
	You may also wish to look at attitudes to the buildings e.g. by carrying out a survey of your own.	
<b>CONCLUSION</b>	What are the main features of the Welsh Assembly and Scottish Parliament buildings? What are the main similarities between the buildings overall? What are the main differences between them? How successful and popular have the buildings been?	

## Other things to consider

<p>Breaking the topic down into sections helps with research. It is important to identify the aspects of the issue which are relevant to the Individual Investigation and which will need to be covered e.g. homelessness.</p>	 <p><b>Causes of homelessness</b></p> <hr/>  <p><b>Numbers of homeless people</b></p>
<p>It is a good idea for the candidate to discuss the investigation with their personal tutor or learning coach. Perhaps there is someone else who may be able to give good advice e.g. a subject specialist from the centre.</p>	
<p>It is important for the candidate to choose an issue in which they have a personal interest and feel confident that they will be able to research effectively.</p>	
<p>Do not copy and paste large amounts of information from the internet. Always make clear where your sources have come from.</p>	